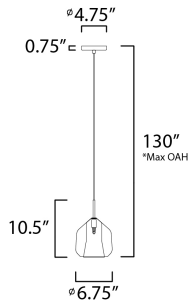




**PRODUCT DESCRIPTION**

A collection of glass in glass pendants in 3 shapes and 2 finish combinations epitomizes classic contemporary design. Available in either Clear over Frost with Satin Brass accents or Smoke over Frost with Polished Chrome.



\*max overall height



**MEASUREMENTS**

DIMENSION : 6.75" L x 6.75" W x 7" H  
 MAX OAH : 130" OAH  
 CANOPY : 4.75" W x 0.75" H x 4.75" L  
 HANGING WEIGHT : 2.244 lb

**LAMPING**

INPUT VOLTAGE : 120V  
 LUMENS : 480 Rated (380 Del.)  
 BULB : 1 x 4W LED G9 , 4W Total  
 BULB INCLUDED : (Included)  
 DIMMABLE : Yes  
 CRI : 90+ CRI  
 COLOR\_TEMP : 3000K

**FINISHES OPTION**

-  Polished Chrome (PC)
-  Satin Brass (SBR)

**GLASS**

Clear 18

**MATERIAL**

Steel, Glass

**RATINGS**

cETLus  
 Dry Location



**ADDITIONAL**

ADJUSTABLE  
 SLOPE: 70  
 RATED LIFE 20000 Hours  
 OPERATING TEMPERATURE:  
 -20°C (-4°F), 40°C (104°F)

Always consult a qualified electrician before installing any lighting product.



WESTERN DISTRIBUTION CENTER (HEADQUARTER)  
 253 NORTH VINELAND AVE | CITY OF INDUSTRY, CA 91746  
 EASTERN DISTRIBUTION CENTER  
 101 GARDNER PARK | PEACHTREE CITY, GA 30269  
 P. 626.956.4200 | F. 626.956.4225 | maxlighting.com